

Scaled data based on original data using
LM-79-08 Approved Method: Electrical and Photometric Measurements of Solid-
State Lighting Products

Test Report Prepared for
Cooper Lighting Solutions
(formerly Eaton)

Brand: McGRAW-EDISON

Report Number: P386053

Luminaire Tested: **GWC-SA1C-830-U-SL4**

Issue Date: 3/3/2020

Test Information

Test Method: LM-79-08
Report Number: P386053
TEST IS SCALED FROM IESNA LM-79-08 TEST DATA (G2-1903-205-24)
Test Lab: INNOVATION CENTER
Issue Date: 3/3/2020
Manufacturer: COOPER LIGHTING SOLUTIONS (FORMERLY EATON)
Product Line: MCGRAW-EDISON
Catalog Number: GWC-SA1C-830-U-SL4
Description: GALLEON WALL LUMINAIRE
(1) 80 CRI, 3000K, 1050mA LIGHTSQUARE WITH 16 LEDS AND TYPE IV SPILL
LIGHT ELIMINATOR OPTICS
Light Source: -
Ballast/Driver: ELECTRONIC DRIVER

Summary

Lumens per Lamp: N/A
Luminaire Lumens: 5704 lumens
Efficiency: N/A
Efficacy: 98.3 lumens/watt
Luminous Opening: Rectangular (W 0.5' x L: 0.5' x H: 0')
IES Classification: Type IV - Short
BUG Rating: B1 - U0 - G2

Input Watts (W): 58
Input Voltage (V): NR
Input Current (Ain): NR
Voltage Rise (V): NR
Power Factor: NR
Total Harmonic Distortion (THDi): NR
Frequency (hertz): 60
Stabilization Time: NR
Operation Time: NR
Ambient Temperature (°C): NR
Test Distance: 24 FT

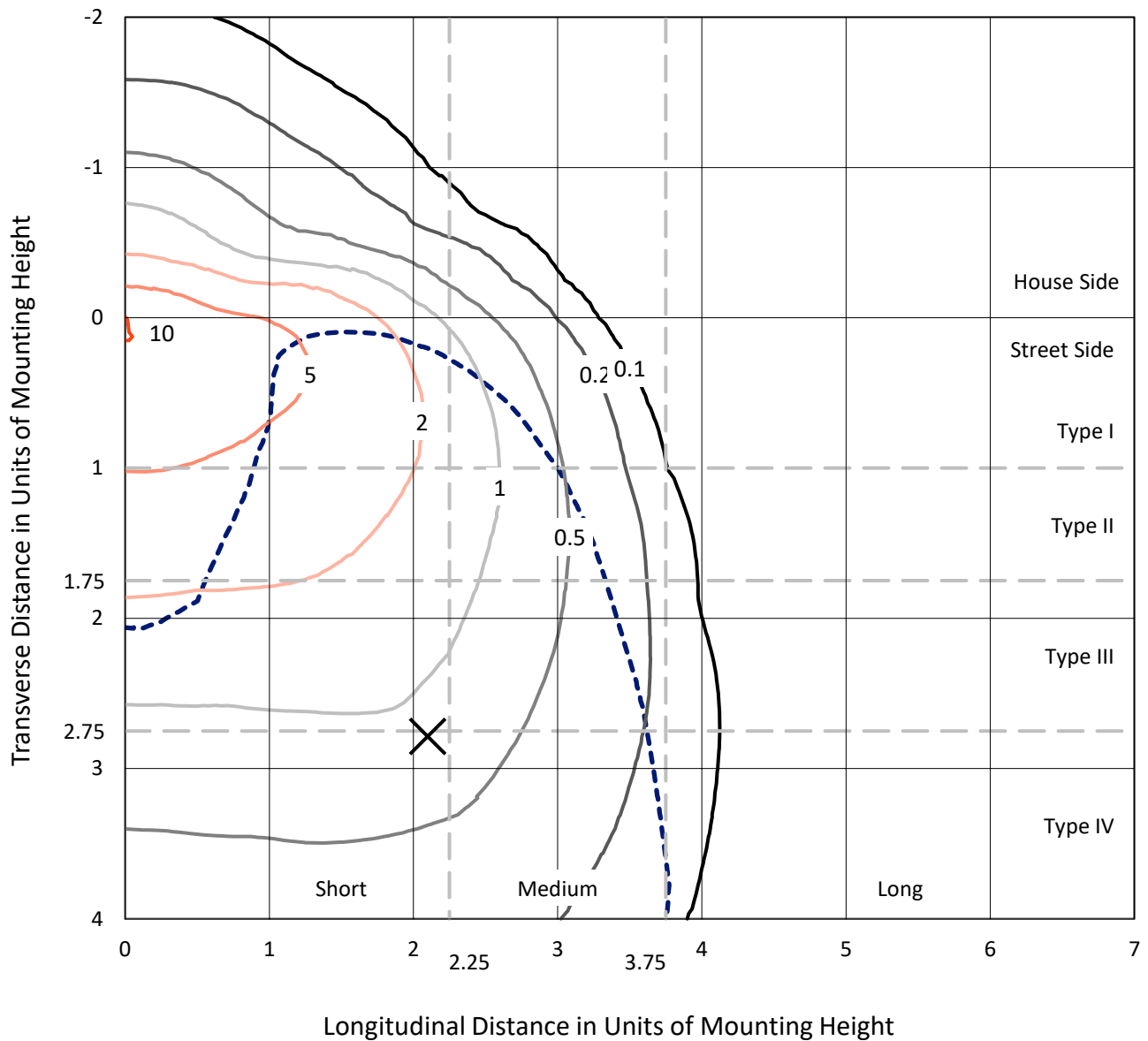


REPORT NUMBER: P386053

CATALOG NUMBER: GWC-SA1C-830-U-SL4

Iso-Footcandle Lines of Horizontal Illumination

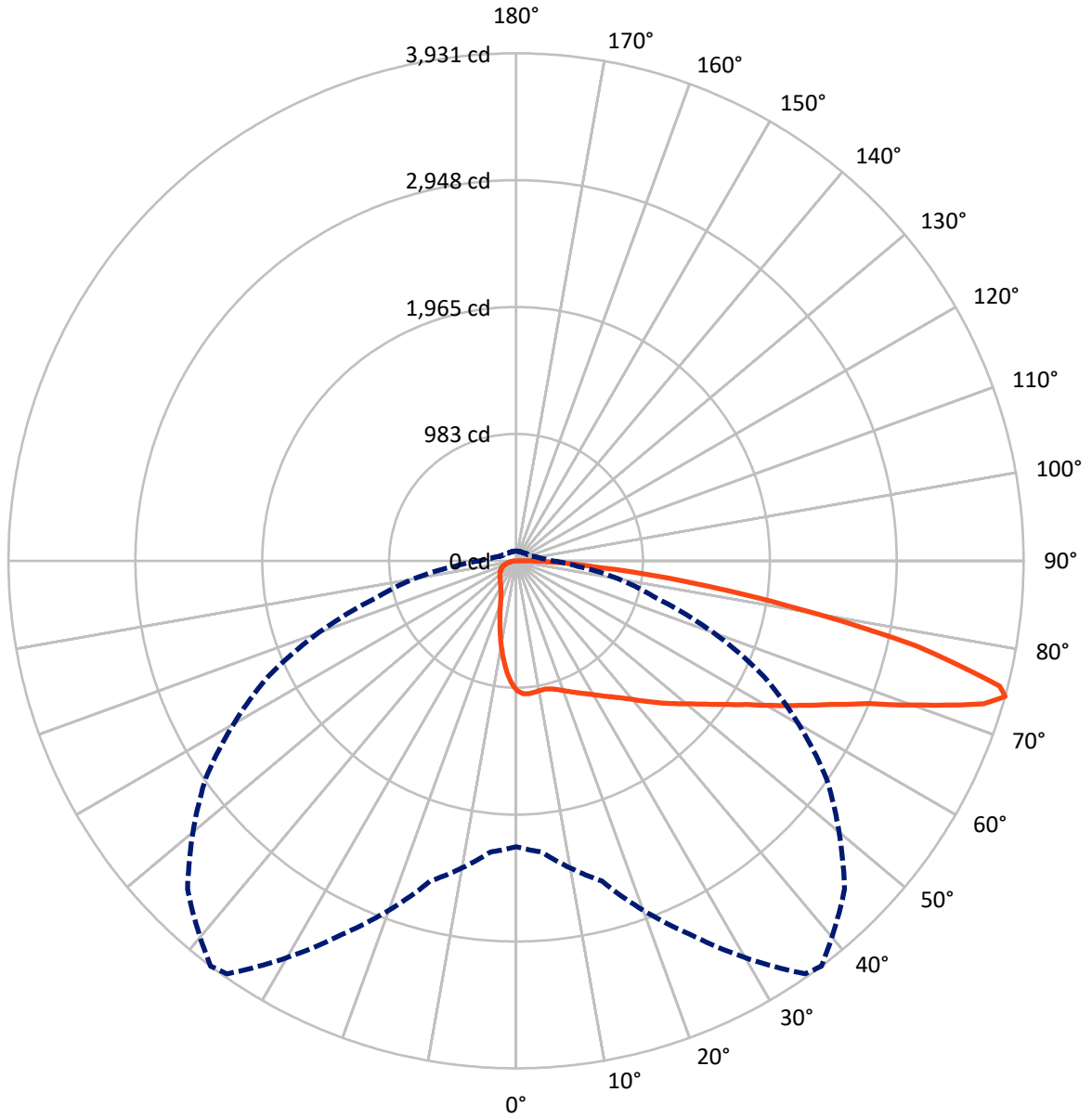
✕ Max cd
 - - - 1/2 Max cd



Based on 10 foot mounting height. Maximum calculated value = 10.2 fc
 Type IV - Short - N/A

REPORT NUMBER: P386053
CATALOG NUMBER: GWC-SA1C-830-U-SL4

Luminous Intensity Polar Plot



— Vertical Plane Through 37-Deg Lateral - - - Horizontal Cone Through 74-Deg Vertical

REPORT NUMBER: P386053

CATALOG NUMBER: GWC-SA1C-830-U-SL4

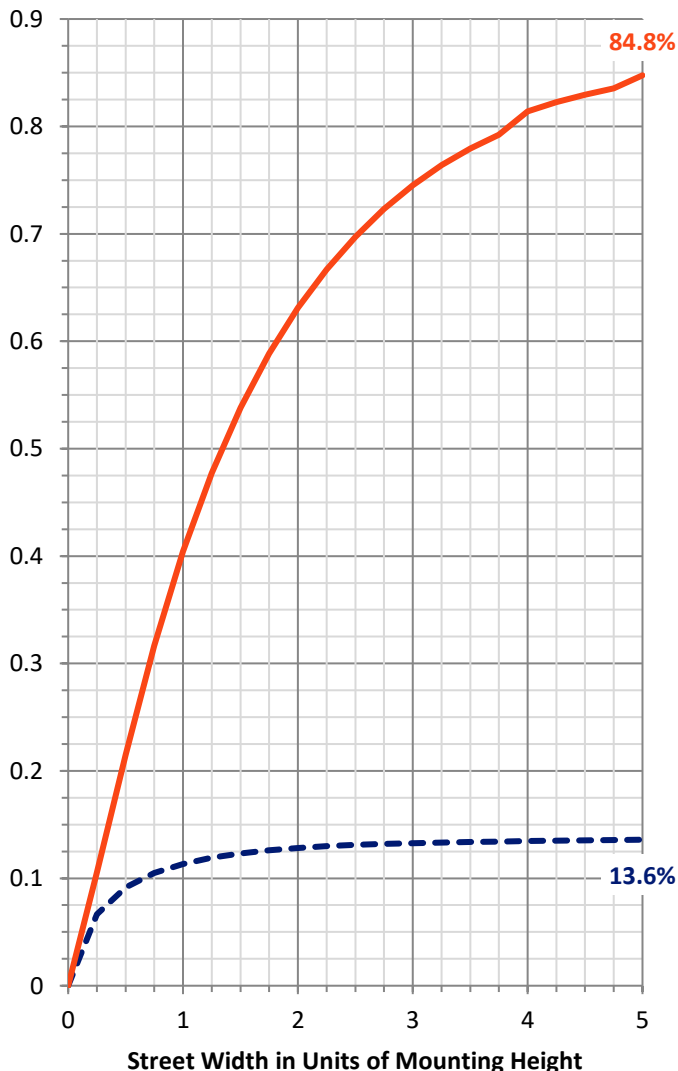
FLUX DISTRIBUTION:

		Downward	Upward	Total
House Side	Lumens	784.8	0.0	784.8
	% Fixture	13.8	0.0	13.8
Street Side	Lumens	4919.2	0.0	4919.2
	% Fixture	86.2	0.0	86.2
Total	Lumens	5704.0	0.0	5704.0
	% Fixture	100.0	0.0	100.0

ZONAL LUMENS:

Zone	Lumens	% Fixture
0°-10°	88.5	1.6
10°-20°	226.9	4.0
20°-30°	349.5	6.1
30°-40°	508.3	8.9
40°-50°	748.1	13.1
50°-60°	1050.6	18.4
60°-70°	1329.7	23.3
70°-80°	1170.9	20.5
80°-90°	231.5	4.1
90°-100°	0.0	0.0
100°-110°	0.0	0.0
110°-120°	0.0	0.0
120°-130°	0.0	0.0
130°-140°	0.0	0.0
140°-150°	0.0	0.0
150°-160°	0.0	0.0
160°-170°	0.0	0.0
170°-180°	0.0	0.0
0°-90°	5704.0	100.0
0°-180°	5704.0	100.0

Coefficient of Utilization



REPORT NUMBER: P386053

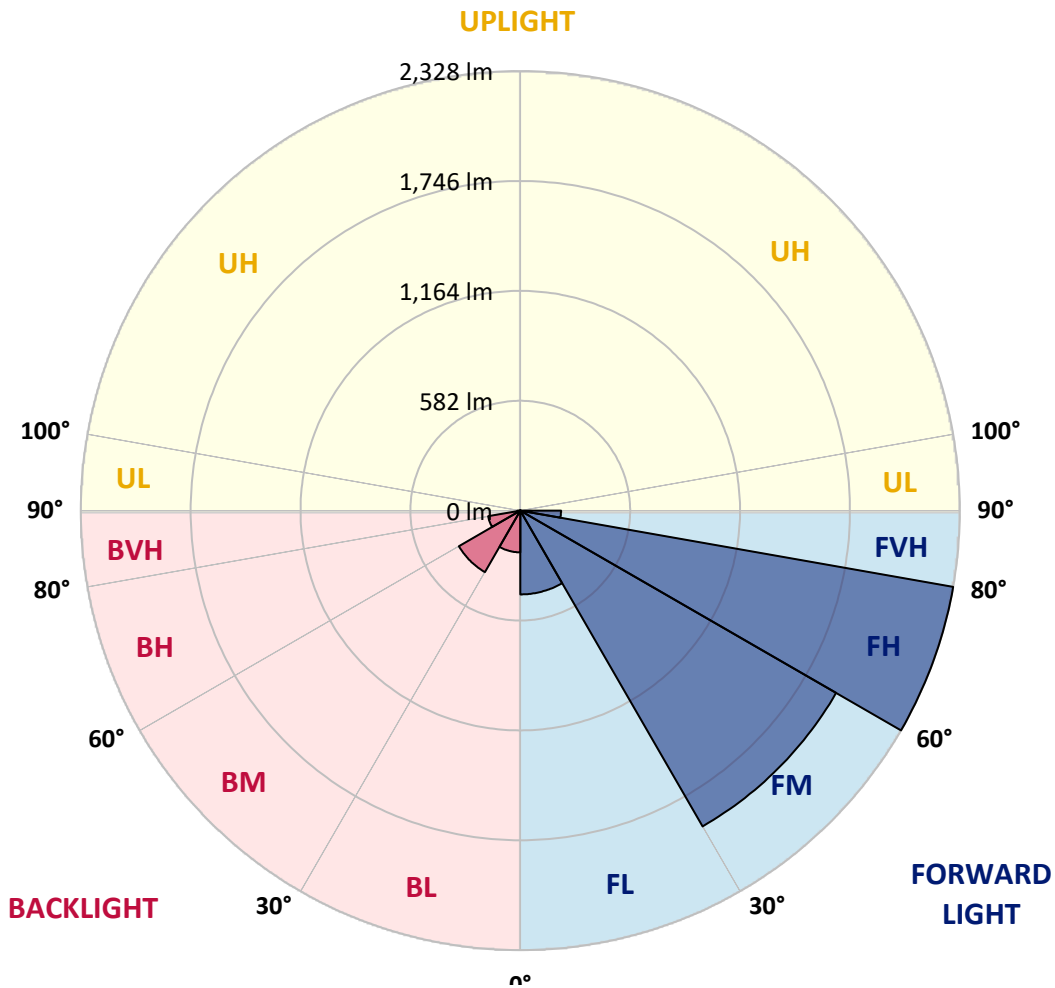
CATALOG NUMBER: GWC-SA1C-830-U-SL4

LUMINAIRE CLASSIFICATION SYSTEM LUMEN TABLE AND BUG RATING:

Zone	Lumens	% Fixture	Zone Rating/Lumen Limit		
			B	U	G
FL (0°-30°)	443.8	7.8			
FM (30°-60°)	1931.4	33.9			
FH (60°-80°)	2328.1	40.8			G2/5000
FVH (80°-90°)	215.8	3.8			G2/225
BL (0°-30°)	221.1	3.9	B1/500		
BM (30°-60°)	375.6	6.6	B1/1000		
BH (60°-80°)	172.5	3.0	B1/500		G1/500
BVH (80°-90°)	15.7	0.3			G1/100
UL (90°-100°)	0.0	0.0		U0/0	
UH (100°-180°)	0.0	0.0		U0/0	

BUG Rating: B1-U0-G2

Type IV Short





REPORT NUMBER: P386053

CATALOG NUMBER: GWC-SA1C-830-U-SL4

CANDELA DISTRIBUTION (FULL):

	0°	5°	15°	25°	35°	37°	45°	55°	65°	75°	85°
0°	1005.0	1005.0	1005.0	1005.0	1005.0	1005.0	1005.0	1005.0	1005.0	1005.0	1005.0
2.5°	1039.4	1039.6	1039.4	1037.8	1034.0	1030.7	1028.1	1024.3	1015.9	1009.4	999.8
5°	1049.2	1048.0	1047.2	1044.2	1038.2	1034.6	1029.5	1022.3	1008.4	995.6	979.9
7.5°	1044.6	1043.2	1041.4	1037.8	1030.9	1027.9	1020.9	1011.5	994.8	977.9	955.4
10°	1030.3	1029.9	1029.1	1028.3	1022.5	1020.1	1013.7	1003.6	987.1	966.6	940.3
12.5°	1014.5	1015.5	1018.7	1022.9	1020.3	1019.1	1015.1	1008.2	991.4	969.3	937.5
15°	1004.4	1007.2	1015.9	1026.9	1029.1	1028.7	1027.7	1023.3	1005.4	980.9	943.9
17.5°	1001.0	1005.6	1022.1	1040.4	1046.8	1048.2	1048.6	1041.0	1021.1	995.2	950.6
20°	1007.2	1013.1	1037.2	1062.3	1072.5	1073.3	1071.5	1058.3	1036.0	1007.4	954.2
22.5°	1026.1	1031.3	1061.5	1089.8	1101.5	1102.7	1097.2	1077.2	1051.6	1021.9	959.2
25°	1062.5	1068.9	1099.1	1127.4	1133.4	1133.6	1125.8	1100.9	1072.1	1042.2	970.1
27.5°	1109.9	1116.3	1143.5	1171.2	1168.0	1166.2	1155.5	1130.6	1098.9	1070.1	989.4
30°	1162.7	1169.8	1195.5	1215.2	1207.6	1203.9	1195.3	1163.2	1136.0	1108.3	1018.9
32.5°	1217.4	1223.8	1246.3	1259.8	1250.2	1248.5	1235.5	1206.1	1184.4	1166.6	1066.7
35°	1273.5	1278.1	1300.2	1307.8	1295.0	1294.6	1290.9	1264.0	1250.4	1258.8	1136.2
37.5°	1330.7	1331.9	1350.8	1351.2	1347.4	1349.0	1352.8	1335.9	1339.8	1366.1	1226.6
40°	1381.8	1385.0	1398.6	1402.9	1409.5	1415.1	1434.2	1423.1	1452.7	1499.3	1339.2
42.5°	1419.5	1425.8	1447.7	1458.5	1480.0	1488.8	1515.8	1526.0	1585.5	1655.4	1473.0
45°	1451.5	1461.1	1496.3	1518.6	1555.0	1570.4	1609.0	1643.4	1735.6	1824.8	1613.8
47.5°	1486.0	1498.3	1542.3	1584.9	1634.3	1651.8	1721.9	1773.4	1895.7	1995.2	1746.6
50°	1536.9	1546.3	1589.3	1656.2	1717.9	1740.4	1837.5	1911.2	2058.5	2157.5	1861.8
52.5°	1607.8	1604.2	1640.5	1734.4	1817.2	1844.9	1960.8	2057.9	2223.4	2304.4	1959.0
55°	1679.1	1673.1	1698.6	1816.2	1932.9	1962.0	2096.6	2205.1	2380.3	2436.6	2033.6
57.5°	1758.5	1747.0	1768.5	1908.4	2064.7	2099.5	2248.7	2361.7	2534.7	2543.5	2081.0
60°	1840.3	1824.8	1848.9	2022.7	2232.1	2273.1	2426.8	2514.4	2680.1	2629.1	2096.2
62.5°	1911.8	1900.9	1938.1	2150.3	2420.7	2465.7	2601.6	2676.7	2823.6	2664.7	2041.2
65°	1974.3	1976.1	2040.4	2293.8	2631.1	2679.1	2802.1	2876.8	2936.5	2643.6	1912.4
67.5°	2048.8	2059.1	2168.8	2482.6	2895.9	2948.6	3093.8	3095.0	2999.6	2519.8	1658.8
70°	2157.5	2178.6	2345.4	2744.6	3272.5	3344.8	3456.9	3223.2	2911.0	2184.2	1305.2
72.5°	2254.0	2293.3	2533.3	3044.4	3731.4	3786.2	3669.3	3149.3	2540.7	1636.9	813.1
74°	2214.8	2263.6	2567.4	3192.1	3904.2	3930.5	3597.5	2933.5	2118.3	1133.6	472.6
75°	2130.4	2183.4	2517.6	3190.7	3882.3	3867.6	3424.4	2687.0	1744.6	773.2	314.4
77.5°	1719.3	1775.4	2121.4	2734.6	3183.2	3169.4	2630.5	1802.5	764.1	253.6	159.7
80°	999.6	1042.4	1316.9	1736.6	2146.5	2171.6	1730.0	891.9	300.6	142.5	108.3
82.5°	444.0	473.6	636.1	886.5	1295.4	1327.7	906.0	467.3	185.7	86.6	65.1
85°	291.3	313.2	386.2	422.1	616.8	638.9	443.4	363.9	122.6	47.6	47.8
87.5°	209.6	230.7	286.9	250.6	283.1	268.0	241.3	336.7	49.2	27.1	16.1
90°	0.0	0.0	0.0	0.0	0.0	0.0	0.0	0.0	0.0	0.0	0.0



REPORT NUMBER: P386053
 CATALOG NUMBER: GWC-SA1C-830-U-SL4

CANDELA DISTRIBUTION (continued):

	90°	95°	105°	115°	125°	135°	145°	155°	165°	175°	180°
0°	1005.0	1005.0	1005.0	1005.0	1005.0	1005.0	1005.0	1005.0	1005.0	1005.0	1005.0
2.5°	995.6	992.4	985.1	971.5	963.8	957.4	946.8	940.5	937.7	937.5	938.7
5°	970.9	963.4	944.7	921.8	903.6	886.9	866.2	853.7	844.9	839.7	841.1
7.5°	942.1	930.5	901.1	864.6	835.2	802.9	770.9	751.9	737.0	725.9	727.9
10°	922.4	906.4	863.6	810.9	762.1	715.1	671.1	644.8	623.9	607.8	609.0
12.5°	915.8	894.1	834.8	764.5	696.0	631.7	574.2	533.9	512.4	494.1	495.5
15°	916.8	887.7	810.7	722.7	636.5	555.6	485.8	438.6	409.5	396.8	397.0
17.5°	917.6	880.2	785.4	677.9	577.7	484.4	408.7	360.9	333.3	321.7	321.9
20°	915.0	868.2	754.1	626.5	516.2	419.1	345.8	305.2	284.3	275.3	275.3
22.5°	911.6	853.9	718.7	574.8	455.5	362.5	300.8	269.8	257.8	251.8	251.6
25°	913.2	843.3	682.5	521.8	399.6	317.3	270.8	250.4	242.3	238.5	238.3
27.5°	921.8	838.3	649.2	469.0	350.8	283.3	250.8	236.3	231.1	228.7	228.7
30°	937.5	838.3	614.4	423.9	310.2	258.2	235.3	225.4	221.8	220.2	220.2
32.5°	964.8	842.9	580.9	379.3	277.9	238.5	222.4	215.8	213.0	212.2	212.2
35°	1011.9	858.5	548.1	337.2	251.8	222.4	210.2	206.3	204.3	204.1	204.7
37.5°	1078.0	890.5	517.4	306.0	233.3	209.4	199.9	196.9	195.7	196.7	197.5
40°	1161.1	933.9	489.5	277.9	219.2	198.9	190.5	188.5	187.9	189.3	190.5
42.5°	1261.6	992.6	466.5	257.6	208.4	190.1	182.4	180.0	179.4	181.0	182.6
45°	1370.3	1055.7	450.5	242.5	199.9	183.4	175.4	172.8	171.6	172.4	174.2
47.5°	1469.2	1115.3	444.0	231.9	191.9	177.8	169.2	166.0	164.0	163.6	165.0
50°	1552.5	1159.7	447.1	225.4	185.5	171.6	163.2	159.5	156.5	154.7	155.7
52.5°	1613.2	1187.7	449.9	222.6	180.4	164.8	156.5	153.1	149.1	146.1	146.1
55°	1657.2	1194.1	443.6	220.4	176.6	157.3	149.1	145.9	141.9	138.4	138.0
57.5°	1674.5	1176.0	420.5	217.2	174.0	150.3	141.2	138.8	135.4	131.4	131.2
60°	1651.2	1120.2	375.9	210.4	170.6	144.5	133.4	131.8	130.2	126.4	126.2
62.5°	1557.6	997.6	318.3	196.5	163.8	138.2	126.2	127.0	127.2	124.6	124.2
65°	1387.8	829.2	262.0	178.4	153.5	130.8	118.7	122.6	124.8	124.4	123.8
67.5°	1141.0	645.4	222.0	159.3	140.0	120.6	110.7	115.1	116.9	118.3	117.9
70°	846.9	455.1	183.6	139.2	123.8	108.5	100.3	102.5	101.3	102.9	103.5
72.5°	472.2	273.1	149.7	119.1	106.9	94.4	88.6	88.2	85.6	85.6	85.6
74°	283.3	200.3	131.6	106.7	96.6	85.2	80.2	78.4	75.9	76.2	75.9
75°	227.8	172.2	120.8	98.5	89.4	79.8	74.7	72.3	70.5	70.5	70.3
77.5°	143.9	130.8	97.2	78.4	71.5	65.7	62.3	59.1	59.1	58.9	58.7
80°	108.7	104.1	75.7	59.3	54.9	50.4	48.2	46.8	46.8	47.4	47.2
82.5°	74.5	78.4	53.2	41.4	39.2	36.0	35.6	35.8	35.2	34.4	34.2
85°	54.5	58.9	36.0	26.1	23.9	21.9	23.5	24.3	23.3	21.5	20.7
87.5°	20.9	38.6	19.3	10.8	10.0	8.6	10.0	10.4	11.3	8.8	9.0
90°	0.0	0.0	0.0	0.0	0.0	0.0	0.0	0.0	0.0	0.0	0.0

Signify Classified - Internal
Cooper Lighting Solutions Photometric Lab
1121 Highway 74 South
Peachtree City, GA 30269

Scaled Data Report



Report Generated By 670245982

Signify Classified - Internal
Cooper Lighting Solutions Photometric Lab
1121 Highway 74 South
Peachtree City, GA 30269

Scaled Data Report



Signify Classified - Internal
Cooper Lighting Solutions Photometric Lab
1121 Highway 74 South
Peachtree City, GA 30269

Scaled Data Report



Signify Classified - Internal
Cooper Lighting Solutions Photometric Lab
1121 Highway 74 South
Peachtree City, GA 30269

Scaled Data Report



Signify Classified - Internal
Cooper Lighting Solutions Photometric Lab
1121 Highway 74 South
Peachtree City, GA 30269

Scaled Data Report



--- HS — SS

Signify Classified - Internal
Cooper Lighting Solutions Photometric Lab
1121 Highway 74 South
Peachtree City, GA 30269

Scaled Data Report



u

Signify Classified - Internal
Cooper Lighting Solutions Photometric Lab
1121 Highway 74 South
Peachtree City, GA 30269

Scaled Data Report



Signify Classified - Internal
Cooper Lighting Solutions Photometric Lab
1121 Highway 74 South
Peachtree City, GA 30269

Scaled Data Report



(END OF REPORT)